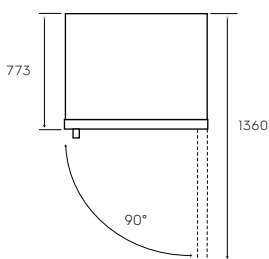
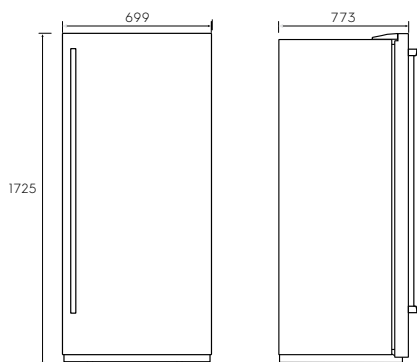


Dimension Guide

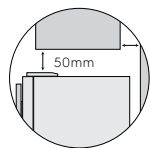
Single Door Fridge & Freezer

Models:

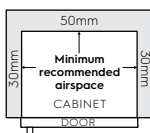
ERE5047SC, EFE4227SC



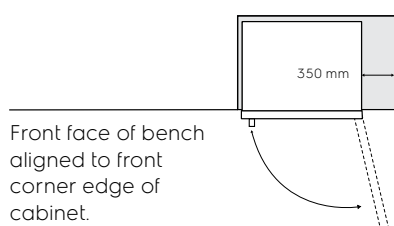
Minimum Recommended Airspaces



If you have a cupboard above the refrigerator with a rear gap of less than 100mm (Y), recommended minimum clearance at the top of the refrigerator increases from 50mm to 70mm (X).



Please note: Doors are designed to sit proud of cabinetry (not flush).



When positioned in a corner area, spacing of at least 350mm on the hinge side will allow the doors to open enough to enable the removal of bins and shelves.

Dimensions	Product Height	Product Width	Product Depth	Product Depth (Door Open)
ERE5047SC	1725	699	773	1360
EFE4227SC	1725	699	773	1360

Airspace	Side - both	Top	Behind
ERE5047SC	30	50	50
EFE4227SC	30	50	50

For connection kit installation instructions go to electrolux.com.au

Important! Please ensure that the access to your kitchen (including doorways, corridors, island benches, etc) allows sufficient clearance to move your fridge into position.

Please note! Dimensions to be used as a guide only. All customers MUST refer to the user manual supplied with the product for detailed installation instructions.

© 2021 Electrolux Home Products Pty Ltd. E_DIM_ERE5047SC_EFE4227SC_Sep21