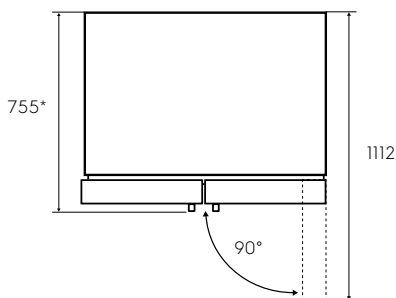
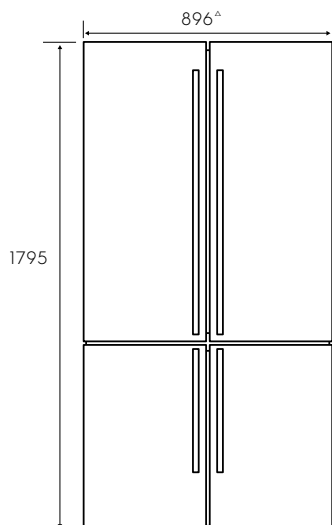


Dimension Guide

French Door Refrigeration

Models:

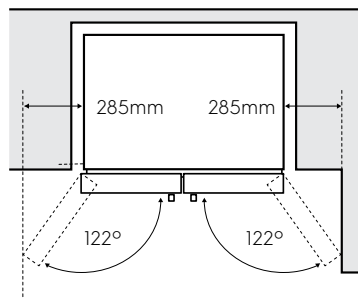
EQE5657BA, EQE5607BA



[^]total product width including doors

^{*}total product depth including handles

Minimum door clearance



When positioned in a corner area, spacing of at least 285mm on the hinge side will allow the doors to open enough to enable the removal of bins and shelves.

Installation options for optimal aesthetics:

Minimum side clearance kitchen cabinet

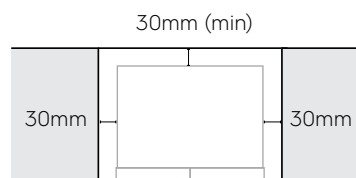
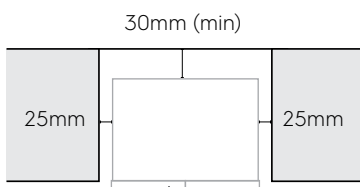
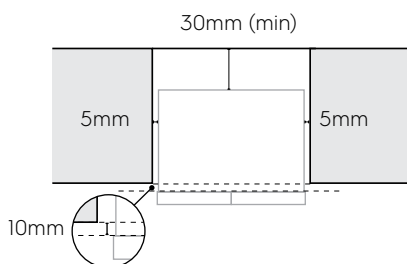
Fridge must sit 10mm proud of kitchen cabinetry.
Minimum cabinetry opening (WxDxH):
900mm x 649mm x 1800mm

Front of fridge body in line with kitchen cabinet

Side clearance must be 25mm either side of fridge body, to have the fridge doors siting proud of the kitchen cabinetry.
Minimum cabinetry opening (WxDxH):
940mm x 660mm x 1800mm

Fridge door flush with the cabinetry

Side clearance must be 25mm either side of fridge body, to have the fridge doors siting proud of the kitchen cabinetry.
Minimum cabinetry opening (WxDxH):
950mm x 724mm x 1800mm



Please note: Top gap all 5mm

Dimensions	Product Height	Product Width	Product Depth	Product Depth (Door Open)
EQE5657BA	1795	896 [^]	755 [*]	1112
EQE5607BA	1795	896 [^]	755 [*]	1112
		[^] total product width including doors	[*] total product depth including handles	
Airspace	Side - both (door flush)	Side - both (cabinet flush)	Top	Behind
EQE5657BA	30	25	5	30
EQE5607BA	30	25	5	30

Important! Please ensure that the access to your kitchen (including doorways, corridors, island benches, etc) allows sufficient clearance to move your fridge into position.

Please note! Dimensions to be used as a guide only. All customers MUST refer to the user manual supplied with the product for detailed installation instructions.

© 2023 Electrolux Home Products Pty Ltd. E_DIM_EQE5657BA_EQE5607BA_Jan23